

SOS EXECUTIVE

PRESIDENT:

Sherida Gregoire

VICE PRESIDENT:

PAST PRESIDENT:

Faith Prodanuk

SECRETARY:

Laurel Duczek

TREASURER:

Heather Anderson

SOCIAL DIRECTORS:

Jocelyn D'eon
Shirley Keith

PLANT ORDERS:

Cheryl Adamson
Heather Anderson

RESOURCES:

Yvette Lyster
Pat Randall

LIBRARIANS:

Ellen Ross
Don Keith

NEWSLETTER:

Bob Lucas
Dave Robinson

AOS REPRESENTATIVE:

Matthew Sackville

COC REPRESENTATIVE:

Al Hartridge

VISITING SPEAKERS:

Eugene Kucey

WEBMASTER:

Jennifer Burgess

MAILING ADDRESS

SASKATCHEWAN
ORCHID SOCIETY
Box 411
SASKATOON, SASK
S7K 3L3

WEB ADDRESS

WWW.SASKORCHIDS.COM

ANNOUNCEMENTS

EDITOR'S NOTE

THE NEWSLETTER WILL BE DISTRIBUTED ELECTRONICALLY TO ALL MEMBERS FOR WHOM WE HAVE AN EMAIL ADDRESS. IF YOU WISH TO SWITCH FROM PAPER TO ELECTRONIC DELIVERY, NOTIFY ME AT (ROBERT.LUCAS@USASK.CA). EMAIL ME IF YOU HAVE NOT RECEIVED YOUR ELECTRONIC NEWSLETTER BY THE THIRD SUNDAY OF THE MONTH.

MAY MEETING

THE MAY MEETING OF THE SOCIETY WILL BE HELD ON MAY 24TH AT DUTCH GROWERS, COMMENCING AT 1:30 P.M.

MEMBERSHIP RENEWAL

YOUR MEMBERSHIP WILL EXPIRE IN MAY, 2009, AS IN THE PAST THERE WILL BE AN INCENTIVE PROGRAM IN EFFECT DURING THE MAY MEETING. IF YOU RENEW YOUR MEMBERSHIP AT THIS MEETINGS, YOU WILL BE ELIGIBLE FOR A \$5.00 COUPON THAT CAN BE REDEEMED AT THE SUPPLIES TABLE UNTIL THE END OF JANUARY, 2010. SEE HEATHER AT THE MEETING TO RENEW.

FEATURE PRESENTATION

MARVIN SWARTZ, A FOUNDING MEMBER OF THE SOS AND ITS FIRST PRESIDENT, AND RUTHANNE HANBIDGE, A LIFE MEMBER OF THE SOS WILL SHARE SOME MEMORIES AND HISTORY OF THE SOS SINCE ITS INCEPTION ON MARCH 6, 1983.

CLOUDS ORDER

THE CLOUDS'S ORDER WILL BE SHIPPED AROUND MAY 25TH. YOU WILL BE NOTIFIED ABOUT YOUR PICK-UP SHORTLY THEREAFTER. IF YOU



CANNOT BE AVAILABLE, BE SURE TO DESIGNATE SOMEONE TO PICK UP YOUR PLANTS AND INFORM CHERYL OF YOUR ARRANGEMENTS.

FRASER VALLEY / COC MEETING.

THE COC ANNUAL MEETING WILL BE HELD DURING THE FRASER VALLEY ORCHID SHOW AND SALE ON OCTOBER 16-18, 2009 AT THE GEORGE PRESTON RECREATION CENTRE, 42ND AVE AND 207TH ST, LANGLEY, BC SHOW AND VENDOR DETAILS CAN BE FOUND AT [HTTP://WWW.ORCHIDBC.CA/INDEX_FILES/PAGE_437.HTM](http://www.orchidbc.ca/index_files/page_437.htm)

SHOW AND TELL DRAW

THE MAY MEETING WILL FEATURE A SHOW AND TELL DRAW. EACH TIME YOU BROUGHT A PLANT FOR SHOW AND TELL DURING THE PAST YEAR, YOUR NAME WAS ENTERED INTO THE DRAW

CYPRIPEDIUM EXCURSION

ONCE AGAIN A GROUP WILL BE TRAVELING TO THE PIKE LAKE AREA ON SUNDAY, JUNE 21ST TO VIEW CYPRIPEDIUMS IN SITU. ACCORDING TO THOSE WHO WENT LAST YEAR, THIS IS FIELD TRIP NOT TO BE MISSED. DETAILS WILL BE PROVIDED AT THE MAY MEETING.

RESOURCES

YVETTE HAS RECEIVED A NEW SHIP-

MENT OF BARK, SO BE SURE TO STOCK UP ON THIS AND OTHER SUPPLIES AT THE MAY MEETING AS THERE ARE NO MEETINGS IN JUNE, JULY OR AUGUST.


ECUADOR EXCURSION

A GROUP OF ORCHID ENTHUSIASTS FROM EDMONTON, CALGARY AND SASKATOON IS PLANNING A TRIP TO ECUADOR NEXT APRIL FOR TWO WEEKS. THE TRIP WILL BE HOSTED BY ECUAGENERA AND IS TIMED TO COINCIDE WITH THE BLOOMING OF PHRAG. BESSEAE. THE TOTAL

COST IS APPROXIMATELY 3,000.00 INCLUDING AIR. FOR FURTHER DETAILS CONTACT HEATHER ANDERSON.

MEETING AGENDA

- ANNOUNCEMENTS
- PROBLEM CORNER
- M. SWARTZ PRESENTATION
- SHOW AND TELL
- COFFEE/SUPPLIES
- R. HANBIDGE PRESENTATION
- SHOW AND TELL DRAW
- PLANT RAFFLE AND SALE
- ADJOURNMENT



PHAL BEDFORD GEM

*STOCK UP ON
RESOURCES FOR THE
SUMMER*

APRIL 26TH MEETING MINUTES

SHERIDA CHAIRED THE MEETING AND WELCOMED NEW MEMBERS AND GUESTS.

ANNOUNCEMENTS

GARDENSCAPE - SHERIDA THANKED ALL THE MEMBERS (AND SPOUSES) WHO VOLUNTEERED AND BROUGHT PLANTS FOR THE DISPLAY.

ELECTIONS - SHERIDA PRESENTED THE FOLLOWING LIST OF

NOMINATIONS FOR THE EXECUTIVE:

PRESIDENT: SHERIDA GREGOIRE

SECRETARY: LAUREL DUCZEK

TREASURER: HEATHER ANDERSON

SOCIAL DIRECTORS: JOCEYLN DEON

AND SHIRLEY KEITH

PLANT ORDERS: CHERYL ADAMSON

AND HEATHER ANDERSON

RESOURCES: YVETTE LYSTER AND

PAT RANDALL

LIBRARIANS: ELLEN ROSS AND DON

KEITH

NEWSLETTER: BOB LUCAS AND

DAVE ROBINSON

AOS REP: MATHEW SACKVILLE

COC REP: AL HARTRIDGE

VISITING SPEAKERS: EUGENE KUCEY
WEBMASTER: JENNIFER BURGESS


MOTION (SATHER/ROBINSON) THAT NOMINATIONS CEASE. THE MOTION CARRIED UNANIMOUSLY. THE LIST OF CANDIDATES WAS DECLARED ELECTED BY ACCLAMATION.

PLANT ORDER – THE CLOUD'S ORDER IS DUE TODAY. PLEASE GIVE YOUR ORDER TO CHERYL.

DONATION OF PLANT FOR RAFFLE – ON BEHALF OF SAFEWAY, SANDI KAUFHOLD DONATED THE ORCHIDS ON THE RAFFLE TABLE.

REMINDER – THE LAST MEETING OF THE SEASON IS IN MAY SO BE SURE TO STOCK UP ON RESOURCES. ALSO, SHERIDA FOUND A PLANT TAG AT GARDENSCAPE, SC LITTLE HAZEL. PLEASE SEE HER IF IT IS YOURS.

CONSTITUTION – SHERIDA PRESENTED A REVIEW OF THE CONSTITUTION. MOTION (LUCAS/GRUMMET) THAT THE PROPOSED CHANGES BE APPROVED.. MOTION CARRIED UNANIMOUSLY.



PHAL BELLINA

A COPY OF THE REVISED CONSTITUTION WILL BE AVAILABLE AT THE LIBRARY AND IT WILL BE POSTED ON THE WEB PAGE

PROBLEM CORNER –

Q – A DENDROBIUM HAS MANY BUDS BUT ALSO HAS YELLOW AND BLACK SPOTS. WHAT CAUSES THE SPOTS?

A – IT COULD RESULT FROM DAMAGE BY SPRAYING, PARTICULARLY IF YOU USE ENDALL.

Q – A Bc. GROWN WELL ON CORK SLAB BUT HAS NOT BLOOMED HOW CAN IT BE REPOTTED WITHOUT DESTROYING THE ROOTS?

A – CUT OFF THE CORK BELOW THE ROOTS AND REPOT BOTH THE PLANT AND REMAINING CORK IN A POT.

SHOW AND TELL –. PLANTS WERE SHOWN BY, MARY ORCHARD, PAT RANDALL, DONNA CARLSON-O'KEEFE, LYNN CAMPBELL, ELLEN ROSS, EUGENE KUCEY, SHERIDA

GREGOIRE, RUTHANNE HANBIDGE PAM MANN, HEATHER ANDERSON, CHERYL ADAMSON

T-5 UPDATE – DON KEITH HAS MADE MORE REFLECTOR KITS FOR THE T-5 LIGHT TUBES. THEY ARE FOR SALE AT \$10.00 EACH. IF YOU WOULD LIKE MORE, THERE IS AN ORDER SHEET AT THE RESOURCES TABLE.

FEATURED SPEAKER – PAMELA MANN PRESENTED A WORKSHOP ON REPOTTING. HER COMPREHENSIVE TALK COVERED THE TYPE OF MEDIA AND THE TECHNIQUES FOR REPOTTING PAPHS, ONCIDIUMS AND CATTELYAS.. HER VAST KNOWLEDGE OF ORCHID CULTURE WAS ON DISPLAY AND ENJOYED BY ALL. THANKS PAM FOR AN EXCELLENT TALK

PLANT RAFFLE – TOO MANY WINNERS TO NOTE.

PLANT SALE

ADJOURNMENT



PHAL SUN JE
DIAMOND

WEB PAGE OF THE MONTH

EACH MONTH WE WILL FEATURE A WEB PAGE. IF YOU HAVE A FAVORITE, SEND IT TO THE EDITOR. THIS MONTH'S FEATURE, COURTESY OF RON KAUFMANN OF ORCHID DIGEST, IS:

<http://www.southfloridaorchidsociety.org>

THIS IS THE SITE OF THE SOUTH FLORIDA ORCHID SOCIETY AND IT

REALLY STANDS OUT FROM THE MANY WEBSITES OF SOUTH FLORIDA SOCIETIES. IT IS DEDICATED TO THE IMPROVEMENT AND CONSERVATION OF ORCHIDS THROUGH EDUCATION AND RESEARCH AND THE WEB SITE REFLECTS THIS MISSION. ALONG WITH MUCH CULTURE INFORMATION IT CONTAINS GUIDELINES FOR APPLICATIONS TO ITS GRANTS PROGRAM TO SUPPORT THE STUDY OF ORCHIDS.

HINTS ON THE WATERING OF ORCHIDS

PART II BY BURTON M. FORMAN AND THOMAS P. KRUMPE JR. THIS ARTICLE ORIGINALLY APPEARED IN THE ORCHID DIGEST VOL. 32 NO.10, 1968 AND IT WAS REPRINTED IN THE ORCHID DIGEST, VOL. 72, NO. 1, 2008. IT IS REPRINTED WITH PERMISSION. SEE THE APRIL 2009 ISSUE OF THE NEWSLETTER FOR PART I.



WATERING IS TO BE DONE ONLY WHEN THE ROOT TIP IS ACTIVELY GROWING.

IN PART I, THE AUTHORS SUGGEST THAT ROOT TIP GROWTH IS AN INDICATOR OF THE PROPER AMOUNT OF WATER. TOO MUCH WATER AND THE WHITE VELAMEN WILL CATCH UP WITH THE TIP. (EDITORS NOTE: THIS COVERING OF THE ROOT TIP BY VELAMEN CAN ALSO INDICATE A LACK OF HUMIDITY IN THE ENVIRONMENT, ESPECIALLY IN VANDACEOUS ORCHIDS. MONITOR THE HUMIDITY LEVELS IN THE GROWING AREA. IF THEY ARE ADEQUATE FOR THE TYPE OF ORCHIDS BEING GROWN, THEN THE OBSERVATIONS OF THE AUTHORS HOLD TRUE.) THIS OF COURSE IS AN EXTREME CASE. HOWEVER, IN THE AVERAGE GREENHOUSE, SOMETHING AKIN TO THIS IS GOING ON. WE HAD OCCASION RECENTLY TO CHECK THE PLANT TABLE AT AN ORCHID MEETING TO FIND THAT OF THE ONE HUNDRED OR MORE PLANTS DISPLAYED, ONLY THREE OR FOUR PLANTS SHOWED ACTIVE GROWING ROOT TIPS. SURELY THE OTHER PLANTS WERE IN BLOOM, BUT WE WONDER HOW MANY MORE BLOOMS EACH PLANT COULD HAVE ACHIEVED WITH HEALTHY ROOTS! *WHEN THE ROOTS ARE ACTIVELY GROWING WITH HEALTHY ROOT TIPS THE PLANT IS IN A CONDITION TO RECEIVE WATER.*

THE NEXT QUESTION IS HOW OFTEN? THE NEON LIGHT REFERRED TO EARLIER IS THE DISTANCE OF THE ROOT TIP FROM THE WHITE VELAMEN THAT FOLLOWS. GENERALLY WHEN THE NEW ROOTS APPEAR THE DISTANCE FROM THE TIP TO THE VELAMEN IS OPTIMUM. THE GROWER MUST USE

HIS EAGLE EYE, LOOK AT THESE ROOTS OR ACTUALLY MEASURE THE DISTANCE WITH A RULER. *IN A CATTLEYA THE OPTIMUM ROOT TIP DISTANCE IS GENERALLY BETWEEN 1/2 AND ONE INCH!* ONCE THE OPTIMUM FOR ANY PLANT IS KNOWN, THIS IS THE MEASUREMENT TO STRIVE FOR DURING THE ENTIRE ACTIVE OF THOSE ROOTS. FROM THIS POINT ON EACH PLANT WILL TELL US HOW MUCH WATER IS NEEDED. IF TOO MUCH WATER IS APPLIED TO A PLANT, ONE CAN WATCH GREEN TIP RAPIDLY BEING OVERWHELMED BY THE WHITE VELAMEN. THOSE PLANTS WITH HEALTHY ROOTS, AND ONLY THOSE, WILL PRODUCE THE MAXIMUM NUMBER OF BLOOMS WITH QUALITY TEXTURE. ALL THE OTHER PLANTS MAY BLOOM, BUT BOTH THE NUMBER AND QUALITY OF THE BLOOMS WILL BE DEFICIENT. TO REPEAT BOTH POSTULATES TOGETHER, WATERING IS TO BE DONE ONLY WHEN THE ROOT TIP IS ACTIVELY GROWING AND WITH THE GOAL OF MAINTAINING THE GREEN SECTION AT ITS OPTIMUM LENGTH.

SHOULD THE VELAMEN BE OBSERVED TO BE OVERTAKING THE ROOT TIP, START SPACING THE WATERING FREQUENCY SO THAT IF IN THE SUMMER YOU WATER EVERY FOUR DAYS EXTEND IT TO FIVE OR SIX DAYS. IT WILL TAKE SOME TIME BEFORE THE ROOT TIP HAS REGROWN TO ITS ORIGINAL SIZE SO DON'T PANIC AFTER A WEEK OR TWO, BUT STAY WITH YOUR NEW WATERING SCHEDULE BEFORE EXTENDING THE "DRY" PERIODS. OUR METHOD HAS BEEN TO STOP

WATERING ALTOGETHER UNTIL NEW ROOT TIPS APPEAR, AND THEN SPACE THE WATERING DAYS FURTHER APART UNTIL WE ACHIEVE THE REQUIRED BALANCE BETWEEN WATERING AND KEEPING THE ROOT TIPS AT THEIR MAXIMUM.

THE IDEA THAT ONE CAN FEEL THE POTTING MEDIUM AND DETERMINE WATERING NEEDS IS FICTIONAL. YOU WILL FIND THAT IN THE HEIGHT OF THE GROWING SEASON SOME PLANTS WILL NEED WATER EVEN WHEN THE COMPOST IS WET. FOR A SHORT WHILE DURING THE HEIGHT OF THE GROWING SEASON YOU WILL NOTICE PLANTS THAT HAVE GOOD LONG GROWING TIPS, BUT THE PSEUDO-BULB FROM WHICH THE NEW GROWTH IS COMING WILL SHOW SOME SIGNS OF WRINKLING. IF THIS HAPPENS, EVEN IF THE COMPOST IS WET, WATER AND YOU WILL BE SURPRISED TO FIND THE LAST PSEUDO-BULB FILLED OUT AGAIN THE NEXT DAY.

WE ARE GROWING *DENDROBIUM NOBILE* AND *BRASSIA ANTHEROTES* ON TREE FERN PLAQUES. BOTH HAVE LONG GREEN ROOT TIPS AND BOTH SHOW SIGNS OF SHRIVELING LONG, LONG BEFORE THE COMPOST HAS DRIED. IN THIS CASE, TO FEEL THE GROWING MEDIUM FOR WATER CONTENT IS USELESS.

IT SHOULD NOW BE OBVIOUS WHY THE PLANTS ARE TO BE SEGREGATED ACCORDING TO LEAF TYPE. APPARENTLY REGARDLESS OF THE GENERA, LEAF TYPE DETERMINES THE AMOUNT OF WATER NEEDED. WATCH OUT FOR THE EXCEPTIONS. WE CAN NOW HAVE *PAPILIONANTHERES*, *DENDROBIUM LINGUIFORME* AND *BRASSAVOLA NODOSA* GROWING IN ONE SPOT AND BE ASSURED THAT THE WATERING AND LIGHT REQUIREMENTS ARE SIMILAR.

ONE QUESTION COMES TO MIND IMMEDIATELY. HOW CAN ONE

WATCH THE ROOT TIPS IF A PLANT IS GROWN IN A POT? THE ANSWER LIES IN THE AFOREMENTIONED SEGREGATION. SURELY IN A GROUP OF SEVERAL ORCHIDS OF THE SAME LEAF TYPE IN THE SAME SIZE POTS SEVERAL WILL HAVE SOME ROOTS GROWING ON THE SURFACE. USE THESE PLANTS IN FRONT AS KEY PLANTS. IF YOU HAVE TEN PLANTS OF THE SAME LEAF TYPE GROWING IN SIX-INCH POTS, AND YOU ARE USING ONE PLANT WITH EXPOSED ROOTS AS YOUR KEY PLANT, SHOULD THE ROOT ON THE KEY PLANT DIMINISH IN SIZE YOU CAN REST ASSURED THAT IS EXACTLY WHAT IS HAPPENING IN THE OTHER POTS. WHETHER THE ROOT IS INSIDE OR OUTSIDE OF THE POT MAKES NO DIFFERENCE. A PLANT THAT IS RECEIVING TOO MUCH WATER WILL STOP EXTENDING ITS ROOTS BOTH INSIDE AND OUTSIDE OF THE POT, EVEN THOUGH THE VISIBLE ROOTS ARE OUTSIDE AND DRY OUT MUCH FASTER. INDIVIDUAL PLANTS WILL EXHIBIT ROOTS WITH DIFFERENT ROOT TIP LENGTHS. LATERAL ROOTS, AT FIRST, TEND TO HAVE SHORTER ROOT TIPS THAN ROOTS ISSUING FROM THE MOST RECENT PSEUDO-BULB. HOWEVER, OBSERVING THE ROOT TIPS FROM A NEW PSEUDO-BULB WILL GIVE YOU THE CORRECT IDEA ON HEALTHY ROOT TIPS, AND THE OTHERS, ALTHOUGH SMALLER, WILL HAVE THE SAME SHAPE. DON'T DEPEND ON ONLY ONE ROOT. THE ROOT TIPS WILL VARY IN SIZE, SOME JUST STARTING OUT, AND OTHERS SLOWING DOWN SOMEWHAT. HOWEVER, ALL SHOULD HAVE GOOD GROWING TIPS AND JUST AS LONG AS THEY DO, WATER CAN BE APPLIED WITH ASSURANCE.

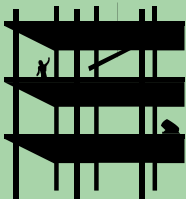
WINTER WATERING IS A SUBJECT THAT HAS BEEN FAIRLY WELL COVERED ELSEWHERE. SUFFICE TO SAY IF YOU HAVE UNDERSTOOD THE FUNCTION OF THE ROOT TIP



PHAL TEXAS FANCY



KEEP THAT ROOT TIP GROWING WHILE NOT ALLOWING THE PSEUDOBULBS TO SHRIVEL.



YOU WILL ALSO UNDERSTAND WINTER WATERING. AS THE ROOT TIP BEGINS TO DIMINISH SO DOES THE NEED TO WATER, AND AFTER THE ROOT TIP HAS BEEN “OVERCOME” BY THE VELAMEN IT IS BEST TO SPRAY AND WATER ONLY WHEN SHRIVELING OF THE BACK-BULBS OCCURS.

WHAT ABOUT UNDERWATERING? IT IS INTERESTING TO NOTE THAT OVERWATERING RECEIVES A GOOD DEAL OF PUBLICITY, BUT UNDERWATERING IS RARELY MENTIONED. IN OUR TRAVELS FROM GREENHOUSE TO GREENHOUSE GIVING ADVICE AND CARE, THE AMOUNT OF UNDERWATERING WE ENCOUNTER IS SURPRISING. HERE TOO, FORTUNATELY, WE HAVE DEFINITE SIGNS OF THIS. WHEN A PLANT IS CONSTANTLY UNDERWATERED, IT SHOWS SIGNS OF SHRIVELING. WE ALL KNOW THIS, BUT TOO FEW OF US APPLY THE KNOWLEDGE. THE PSEUDOBULB TO BE WATCHED IS THE FIRST ONE BEHIND THE NEW GROWING PSEUDOBULB. THE OLDER PSEUDOBULBS SHRIVEL TO SOME EXTENT REGARDLESS OF THE CARE GIVEN. WHEN SHRIVELING IS NOTICED ON THE PSEUDOBULBS DIRECTLY BEHIND THE LEADING GROWTH IN AN OTHERWISE HEALTHY PLANT UNDERWATERING IS THE CAUSE, AND THE WATERING PERIOD SHOULD BE STEPPED UP — SLOWLY. IT IS AS SIMPLE AS THAT. *KEEP THE ROOT TIP GROWING WHILE NOT ALLOWING THE PSEUDOBULBS TO SHRIVEL!* YOU NOW KNOW HOW TO WATER.

TWO FACTORS HAVE NOT BEEN MENTIONED: TEMPERATURE AND HUMIDITY. IN GENERAL, MOST HOME GROWERS HAVE ONLY ONE GREENHOUSE WITH ONE TEMPERATURE. WE KNOW OF NO QUICK WAY TO DETERMINE THE OPTIMUM TEMPERATURE FOR ANY EPIPHYTIC ORCHID EXCEPT TO CHECK ITS NATIVE HABITAT. IN OUR MYTHICAL SHIPMENT OF ORCHIDS THIS FACTOR IS NOT AVAILABLE FROM THE NAME OF THE PLANT. IF YOU KNOW THE NAME OF THE PLANT, OF COURSE, CHECK FOR SPECIFIC INFORMATION. WITH AN UNKNOWN ORCHID IT IS

MEDIATE TEMPERATURE. SHOULD THE PLANT SHOW SIGNS OF IMPROPER GROWTH IT IS NECESSARY THEN TO EXPERIMENT WITH HEAT REQUIREMENTS UNTIL A BETTER SITUATION IS ACHIEVED. HUMIDITY IS IN THE SAME CATEGORY. IT WOULD BE VERY NICE IF WE COULD VARY THE HUMIDITY TO MEET THE NEEDS OF EACH INDIVIDUAL PLANT, BUT SINCE THIS IS NOT WITHIN THE POWER OF THE HOME GROWER LITTLE NEEDS TO BE SAID EXCEPT TO KEEP IT UP IN THE 60S AND 70S IF POSSIBLE.

WHAT THEN OF GOOD CULTURE? MUST WE WAIT TO SEE THE BLOOMS TO KNOW THAT OUR CULTURE HAS BEEN EFFECTIVE, OR IS THERE A WAY OF KNOWING BEFOREHAND THAT ALL IS WELL? YES, YES, OH YES, THERE IS A WAY! THIS IS ANOTHER OBSERVATION OF WHICH WE FIND NO MENTION IN ANY BOOK ON ORCHIDS. *WHEN A PLANT IS BEING GROWN TO ITS OPTIMUM CAPACITY ALL NEW LEAVES WILL BE WIDE OPEN UPON APPEARANCE.* THAT IS, THE MOMENT A NEW LEAF APPEARS, WHETHER IT BE CATTLEYA, VANDA ONDONTOGLOSSUM, OR EVEN THOSE WITH SEMITERETE LEAVES, IT SHOULD BE OPEN AND UNFOLDED. IF IT IS CLOSED AND FAILS TO OPEN EVEN AT THE VERY ONSET THERE IS SOMETHING AMISS WITH THE CULTURE OF THE PLANTS. WE HAVE SEEN TOO MANY PLANTS ON WHICH THE NEW LEAVES OPEN ONLY WHEN PUSHED OPEN BY THE EMERGING FLOWER SHEATH OR A SECOND LEAF IN MULTI-LEAVED PLANTS. **WARNING: DO NOT RUN INTO YOUR GREENHOUSE TO CHECK YOUR PLANTS TO FIND THIS CONDITION. SOME NEW LEAVES MAY EXHIBIT THIS QUALITY AND SOME MAY NOT. IT IS UTTERLY IMPOSSIBLE IN A HOME GREENHOUSE TO ACHIEVE THE ULTIMATE RESULTS FOR ALL PLANTS. BE SATISFIED IF YOU FIND OPEN LEAVES ON THE MAJORITY OF YOUR PLANTS. THE OTHERS WILL BLOOM TOO, PERHAPS NOT PROFUSELY, BUT BLOOM THEY WILL.**