

SOS EXECUTIVE

PRESIDENT:

Sherida Gregoire

VICE PRESIDENT:

PAST PRESIDENT:

Faith Prodanuk

SECRETARY:

Laurel Duczek

TREASURER:

Heather Anderson

SOCIAL DIRECTORS:

Jocelyn D'eon

Shirley Keith

PLANT ORDERS:

Cheryl Adamson

Heather Anderson

RESOURCES:

Bob Farthing

Yvette Lyster

LIBRARIANS:

Ellen Ross

Don Keith

NEWSLETTER:

Bob Lucas

Dave Robinson

AOS REPRESENTATIVE:

Matthew Sackville

COC REPRESENTATIVE:

Al Hartridge

VISITING SPEAKERS:

Eugene Kucey

WEBMASTER:

Jennifer Burgess

MAILING ADDRESS

SASKATCHEWAN
ORCHID SOCIETY
Box 411
SASKATOON, SASK
S7K 3L3

WEB ADDRESS

WWW.SASKORCHIDS.COM

ANNOUNCEMENTS

EDITOR'S NOTE

THE NEWSLETTER WILL BE DISTRIBUTED ELECTRONICALLY TO ALL MEMBERS FOR WHOM WE HAVE AN EMAIL ADDRESS. IF YOU WISH TO SWITCH FROM PAPER TO ELECTRONIC DELIVERY, NOTIFY ME AT (ROBERT.LUCAS@USASK.CA). EMAIL ME IF YOU HAVE NOT RECEIVED YOUR ELECTRONIC NEWSLETTER BY THE THIRD SUNDAY OF THE MONTH.

OCTOBER MEETING

THE OCTOBER MEETING OF THE SOCIETY WILL BE HELD ON OCT. 26TH AT DUTCH GROWERS, COMMENCING AT 1:30 P.M. PLANT PICK-UP WILL RUN FROM 1:00-1:30 (SEE BELOW).

25TH ANNIVERSARY OF THE SOS

AS NOTED IN SEPTEMBER, THIS IS THE 25TH ANNIVERSARY OF THE SASKATCHEWAN ORCHID SOCIETY. THERE WILL BE A SPECIAL CELEBRATION AT THE OCTOBER MEETING. THE SOS HAS PURCHASED A BLOOMING MINIATURE PHAL FOR EACH CURRENT MEMBER TO COMMEMORATE THE FOUNDING OF THE SOCIETY. **PLANTS WILL BE DISTRIBUTED FROM 1:00 TO 1:30 ON OCTOBER 26TH.** IF YOU CANNOT ATTEND, YOU CAN ARRANGE FOR SOMEONE ELSE TO PICK UP YOUR PLANT. THE PLANTS WILL ALSO BE AVAILABLE AT THE NOVEMBER MEETING. BRING A BAG TO PROTECT YOUR PLANT FROM THE COLD. BE SURE YOU HAVE UPDATED YOUR MEMBERSHIP IN ORDER TO QUALIFY FOR THE ANNIVERSARY PLANT.

MEMBERSHIP RENEWAL

SOCIETY MEMBERSHIPS FOR 2008-2009 ARE DUE AND WILL BE ON SALE AT THE OCTOBER MEETING. THE FEE IS \$25.00 FOR A SINGLE MEMBERSHIP AND \$30.00 FOR A FAMILY



MEMBERSHIP. A NEW FORM (AVAILABLE FROM HEATHER) MUST BE COMPLETED BEFORE PURCHASE.

CALGARY SHOW


THE SOS PARTICIPATED IN THE FOOTHILLS ORCHID SOCIETY ANNUAL SHOW IN CALGARY ON OCT. 3RD-5TH. HEATHER AND CHERYL DESERVE SPECIAL THANKS FOR ORGANIZING THE DISPLAY. YVETTE, DON, SHIRLEY AND BOB HELPED AS WELL WITH SET-UP AND TRANSPORTATION OF PLANTS. THE SOS WON THE TROPHY FOR BEST VISITING SOCIETY DISPLAY. AND THE TROPHY FOR BEST DISPLAY 15-25 PLANTS. INDIVIDUAL RIBBON AWARDS WENT TO JAMES S. CHERYL (3), AND BOB.

VISITING SPEAKER

WE WILL HAVE CHUCK TAYLOR OF FAT OLD BALD GUY ORCHIDS VISITING THE SOCIETY IN OCTOBER. HE WILL PRESENT A TALK ON THE CULTURE OF PHRAGS AND HE WILL BRING PLANTS FOR SALE... IN KEEPING WITH SOS POLICY, WE ASK THAT YOU DO NOT BRING PLANTS FOR SALE IN OCTOBER.

LIGHT BULB ORDERS

THERE WILL BE A SOCIETY ORDER OF FLUORESCENT TUBES AFTER THE OCTOBER MEETING. LOOK FOR THE ORDER FORM AT THE RESOURCES TABLE AND INDICATE YOUR DEMAND. WE WILL BE ORDERING T5 AS WELL AS T12 TUBES, AND THE PRICE OF



PHAL BEDFORD GEM

THE T5'S COMPLETE WITH BALLAST WILL BE IN THE RANGE OF 25-30 DOLLARS. IF YOU DON'T KNOW WHAT A T5 TUBE IS, CHECK OUT THE ARTICLE "LET THERE BE LIGHT," IN THE APRIL AND MAY 2008 NEWSLETTERS, AVAILABLE ON THE SOCIETY WEBPAGE.

DEBUGGING SOLUTION

AT THE SEPTEMBER MEETING, JAMES SATHER SPOKE OF A SOLUTION HE USES TO DEBUG PLANTS THAT HAVE BEEN OUTSIDE ALL SUMMER. HERE IS HIS RECIPE.

IN A 20 LITRE (5 GALLON) PAIL OF RAINWATER ADD AND MIX WELL:
 3 - 375 ML BOTTLES OF HYDROGEN PEROXIDE (3% SOLUTION)
 3 - 375 ML BOTTLES OF ISOPROPYL RUBBING ALCOHOL (70% USP)
 1/4 CUP OF NEEM OIL
 1/4 CUP OF DISH SOAP (I USE SUNLIGHT AS THE BUGS SEEM TO DISLIKE THE LEMON ODOR)

IMMERSE PLANT COMPLETELY IN SOLUTION AND SOAK WELL. REPEAT AS NECESSARY.

PLANT SALE

CHUCK TAYLOR OF FAT OLD BALD GUY ORCHIDS WILL HAVE PLANTS FOR SALE AT THE OCTOBER MEETING.

MEETING AGENDA

- ANNIVERSARY PLANT DISTRIBUTION
- ANNOUNCEMENTS
- PROBLEM CORNER
- SHOW AND TELL
- COFFEE/SUPPLIES
- LECTURE
- PLANT RAFFLE AND SALE
- ADJOURNMENT

SEPTEMBER 28TH MEETING MINUTES

THE PRESIDENT WELCOMED GUESTS AND NEW MEMBERS TO THE FIRST MEETING OF THE 2008-09 YEAR.

ANNOUNCEMENTS


MEMBERSHIP RENEWAL - IT IS TIME TO RENEW MEMBERSHIPS FOR THE UPCOMING SEPTEMBER 2008 TO MAY 2009 MEMBERSHIP YEAR. PRICES ARE \$25 FOR A SINGLE MEMBERSHIP AND \$30 FOR A FAMILY MEMBERSHIP.

CHUCK TAYLOR OF FAT OLD BALD GUY ORCHIDS WILL VISIT THE SOS AT THE OCTOBER MEETING. HE WILL PRESENT A LECTURE AND BRING PLANTS FOR SALE.

IN LIEU OF A SLIDE SHOW, WE WILL HAVE AN OPEN FORUM DISCUSSION OF HOW MEMBERS GREW THEIR PLANTS OVER THE SUMMER AND WHAT SUCCESS THEY HAD.

THIS IS THE 25TH ANNIVERSARY OF THE SOS FOUNDING AND WE WILL BE HAVING A CELEBRATION IN A FORTH-COMING MEETING.

THE FOOTHILLS ORCHID SOCIETY WILL BE HOLDING ITS ANNUAL SHOW AND SALE ON OCTOBER 3-5 AT THE TRIWOOD COMMUNITY CENTRE IN CALGARY. THE SOS WILL ENTER A DISPLAY AND WE NEED YOUR BLOOMING PLANTS FOR IT. PLANTS MAY BE DROPPED OFF WITH BOB OR HEATHER ON THURSDAY EVENING



PHAL BELLINA

OCTOBER 2 BETWEEN 6:30 AND 8:00 P. M. BE SURE YOUR PLANTS ARE CLEAN AND STAKED. PROVIDE A LIST OF PARENTAGE IF POSSIBLE.

EXECUTIVE VACANCY – THE SOCIETY IS STILL SEEKING SOMEONE TO SIT ON THE EXECUTIVE AS VICE PRESIDENT. PLEASE CONTACT THE PRESIDENT IF YOU ARE INTERESTED.

CARMELA AND FORESTVIEW ORDERS ARE DUE TODAY ALONG WITH A 50 PERCENT DEPOSIT.

THE SOCIETY WILL BE ORDERING FLUORESCENT TUBES AFTER THE OCTOBER MEETING. ENTER YOUR ORDER ON THE SHEET AT THE RESOURCES TABLE.

MEMBERS TOOK PART IN A TRIP TO VIEW NATIVE ORCHIDS IN SITU IN LATE JUNE OF LAST YEAR. THOSE WHO PARTICIPATED FOUND THE TOUR VERY ENTERTAINING.

THE PLANT RAFFLE TODAY WILL INCLUDE ABOUT 30 PHALS THAT SAFEWAY DONATED AND THAT I HAVE BEEN CARING FOR OVER THE SUMMER. BE SURE TO PURCHASE YOUR TICKETS FOR THE DRAW.

WE ARE LOOKING AT HOLDING A NUMBER OF CLASSES THIS YEAR. BOB L. HAS OFFERED TO DO ONE ON BASIC ORCHID CULTURE AND STEM PROPAGATION. WE WILL ALSO HAVE A POTTING DEMONSTRATION. IF YOU HAVE SUGGESTIONS ABOUT TOPICS, SEE EUGENE OR SHERIDA.

PROBLEM CORNER

A PROBLEM WITH SPIDER MITES WAS RAISED. ONE SOLUTION IS TO SPRAY THEM WITH A SOLUTION OF 500 ML WATER, 12.5 ML OF HORTICULTURAL OIL, 1/4 TSP OF NEEM OIL AND A FEW DROPS OF DISHWASHING DETERGENT. INCREASING THE

HUMIDITY LEVEL ALSO SEEMS TO HELP.

SHOW AND TELL

PLANTS ON DISPLAY WERE GROWN BY: ELLEN ROSS, JAMES SATHER, RUTHANNE HANBIDGE, TRACY THUE, PAT RANDALL AND HEATHER ANDERSON.

OPEN FORUM DISCUSSION

TRACY SPOKE OF PLACING HER NON-SEEDLING ORCHIDS IN HER GARDEN IN DAPPLED SUNLIGHT IN EARLY JUNE ONCE TEMPERATURES STAY ABOVE 10 DEGREES C. SHE REPORTED AN INCREASE IN THE VIGOR OF THE PLANTS ALONG WITH ENHANCED BLOOMING. OTHER MEMBERS AGREED THAT THEIR ORCHIDS GREW MORE VIGOROUSLY AND PRODUCED BETTER BLOSSOMS AFTER A SUMMER OUTSIDE. CYMBIDIUMS SEEM TO BENEFIT FROM THE COOL OF FALL, ALTHOUGH THEY SHOULD BE BROUGHT IN BEFORE CONSISTENT FREEZING OCCURS.

IT WAS OBSERVED THAT CARE MUST BE TAKEN IN DEBUGGING PLANTS BEFORE THEY ARE BROUGHT BACK INTO THE HOUSE IN THE FALL. JAMES SATHER DESCRIBED HIS METHOD OF DEBUGGING AND HIS RECIPE WILL BE PRINTED IN THE OCTOBER NEWSLETTER.

PLANT RAFFLE

THE RAFFLE PLANTS WERE DONATED BY SAFEWAY. WINNERS WERE TOO MANY TO LIST.

PLANT SALE

ADJOURNMENT.



PHAL SUN JE
DIAMOND

WEB PAGE OF THE MONTH

EACH MONTH WE WILL FEATURE A WEB PAGE. IF YOU HAVE A FAVORITE, SEND IT TO THE EDITOR. THIS MONTH'S SITE IS COURTESY OF RON KAUFMANN OF ORCHID DIGEST. IT IS HOSTED BY EAST EVERGLADES ORCHID SOCIETY:

WWW.ORCHIDSEEOS.COM

THE SITE CONTAINS MUCH ORCHID CULTURE INFORMATION, A PHOTO GALLERY OF MEMBER PLANTS, ORCHID WALLPAPERS AVAILABLE FOR DOWNLOADING, AND ORIGINAL ARTICLES BY MEMBERS.

IN ADDITION IT INCLUDES A Q&A SESSION SIMILAR TO OUR PROBLEM CORNER. CHECK IT OUT.



A POTTING MIX HAS SEVERAL IMPORTANT PROPERTIES.

ORCHIDS 101: EVALUATING POTTING MEDIA

By DOUG CONKIN (REPRINTED WITH PERMISSION FROM DOUG OVERSTREET AND ORCHID DIGEST, VOL. 70, No. 3, 2006, PP. 151-53)

FEW SUBJECTS WITHIN THE ORCHID GROWING HOBBY ENGENDER AS MUCH DEBATE AS POTTING MEDIA. THESE TEND TO BE HIGHLY PERSONAL AND HIGHLY SUBJECTIVE MATTERS; TALK WITH TEN DIFFERENT GROWERS ABOUT THEIR POTTING MIX AND CHANCES ARE YOU WILL COME UP WITH TEN DIFFERENT ANSWERS. GROWERS MAY USE SIMILAR INGREDIENTS, BUT EACH HAS HIS OR HER OWN DISTINCTIVE BLEND. TO MANY BEGINNING AND INTERMEDIATE GROWERS THIS OBSESSION WITH POTTING MATERIALS MAY SEEM MUCH ADO ABOUT NOTHING; SERIOUS GROWERS, HOWEVER, KNOW THAT THE RIGHT INGREDIENTS, FORMULATED SPECIFICALLY FOR THEIR GROWING CONDITIONS AND WATERING PRACTICES CAN MAKE THE DIFFERENCE BETWEEN MERE CULTURAL ADEQUACY AND EXCELLENCE.

HOW DO GROWERS EVALUATE A POTTING MIX TO DETERMINE WHAT IS BEST FOR THEM? HOW

DO WE SEE THROUGH THE PLETHORA OF MARKETING GIMMICKS TO GET TO THE TRUTH ABOUT A PARTICULAR INGREDIENT? IN THIS ARTICLE, I HOPE TO SHED SOME LIGHT ON THE SUBJECT SO OTHER GROWERS CAN FIND A 'HAPPY MEDIUM.'

LET'S BEGIN WITH AN UNDERSTANDING OF THE PURPOSE OF THE POTTING MIX IN THE CULTURE OF ORCHIDS. A POTTING MIX HAS SEVERAL IMPORTANT PURPOSES; IT MUST SUPPORT THE PLANT IN THE POT AND HOLD SOME MOISTURE AROUND THE ROOT ZONE; IT SHOULD ALLOW GOOD AIR CIRCULATION AROUND THE ROOTS; IT MAY PROVIDE SOME NUTRIENTS; IT SHOULD ENCOURAGE STRONG ROOT PENETRATION THROUGHOUT THE DEPTH OF THE POT; IT MUST ALSO MAINTAIN A PROPER PH RANGE OVER TIME. MIXES THAT QUICKLY BECOME OVERLY ACIDIC OR ALKALINE ARE NOT DESIRABLE FOR ORCHIDS. MOST GROWERS LOOK FOR A MEDIUM THAT LASTS AT LEAST TWO YEARS. ONCE YOU HAVE FOUND A MEDIUM THAT MEETS AT LEAST THESE

CRITERIA, THE FULL EVALUATION PROCESS CAN BEGIN.

THE CHOSEN TEN PERCENT

THE FIRST RULE FOR EVALUATING A NEW POTTING MIX IS ABSOLUTE AND MUST NEVER BE VIOLATED. (I AM LOATHE TO USE WORDS LIKE 'ABSOLUTE' AND 'NEVER' IN CONNECTION WITH ANY ASPECT OF ORCHID CULTURE, BUT IN THIS INSTANCE THEY ARE APPROPRIATE.) NEVER PUT MORE THAN 10 PERCENT OF YOUR COLLECTION IN AN UNTRIED MIX AND NEVER POT YOUR FINEST PLANTS IN AN UNTRIED MIX. THIS WILL PREVENT MANY TEARS OF REGRET. I SPEAK FROM PERSONAL EXPERIENCE, AND TRUST ME, YOU DON'T WANT TO COMMIT YOUR FAVORITE PLANT TO A GAME OF ROOT-BASED RUSSIAN ROULETTE. MANY POTTING MEDIA DO NOT LIVE UP TO THEIR ADVERTISING CLAIMS, AND ALL NEW MIXES REQUIRE ADJUSTMENTS IN CULTURE BY THE GROWER. DISCOVERING AND UNDERSTANDING THESE ADJUSTMENTS TAKES TIME AND EXPERIENCE ON THE PART OF A GROWER AND A GOOD DEAL OF EFFORT FROM THE PLANTS.

ALTHOUGH YOU SHOULDN'T USE YOUR BEST PLANTS FOR THE EVALUATION, DO CHOOSE STRONG PLANTS THAT ARE GROWING AND FLOWERING TO THEIR POTENTIAL, WITH STRONG ROOT SYSTEMS. IF THE NEW MIX PROVES TO BE UNSATISFACTORY IN THE LONG RUN, AT LEAST THESE PLANTS WILL HAVE STRONG OLDER GROWTH AND AN ADEQUATE ROOT SYSTEM TO FALL BACK ON.

CHOOSE PLANTS REPRESENTATIVE OF YOUR COLLECTION, INCLUDING THOSE WITH DIFFERING ROOT STRUCTURE, SIZES AND WATER REQUIREMENTS. WHEN EVALUATING A MEDIUM FOR A SINGLE GROUP OF ORCHIDS-FOR EXAMPLE, CHOPPED SPHAGNUM VERSUS LONG-STRANDED

SPHAGNUM MOSS FOR PLEUROTHALLIDS- BE SURE TO SELECT A WIDE VARIETY OF SPECIES AND HYBRIDS FROM VARYING HABITATS AND BREEDING LINES. BASING YOUR DECISION ON ONLY A GROUP OF 20 PLANTS OF THE SAME HYBRID, OR CLOSELY RELATED PLANTS, WILL NOT GIVE YOU A CLEAR PICTURE OF WHAT MIGHT HAPPEN ACROSS THE GENUS.

REMEMBER THAT MOST ORCHIDS RESPOND POSITIVELY TO FRESH MIX, ESPECIALLY IF REPOTTED DURING ACTIVE ROOT GROWTH. THE PLANT'S INITIAL ENTHUSIASM MAY QUICKLY FADE AS IT BEGINS TO GROW INTO THE NEW MIX OR AS GROWING CONDITIONS CHANGE DUE TO SEASONAL FACTORS. DON'T BASE YOUR CONCLUSIONS ABOUT A MIX ON THE FIRST TWO MONTHS OF GROWTH; A PERIOD OF 14 TO 24 MONTHS IS NEEDED TO REALLY EVALUATE A NEW PRODUCT. THIS WILL BE DISCUSSED FURTHER BELOW.

MOISTURE RETENTION

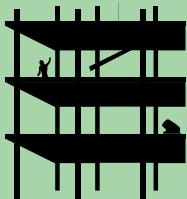
CONTROLLED AND WELL REGULATED MOISTURE RETENTION IS ONE OF THE KEY REASONS WE GROW EPIPHYTIC OR LITHOPHYTIC ORCHIDS IN POTS RATHER THAN IN A MORE NATURAL STATE SUCH AS MOUNTED ON CORK PIECES OR LOGS. THIS IS ONE OF THE MOST IMPORTANT ASPECTS OF A POTTING MIX. THE MOISTURE-RETAINING CAPABILITIES MUST BE CAREFULLY MATCHED WITH THE PREVAILING CLIMATE AND THE ENVIRONMENT IN WHICH THE PLANTS ARE HOUSED. A GROWER IN SOUTH FLORIDA RAISING HIS PLANTS OUTDOORS UNDER SHADE CLOTH WILL HAVE DIFFERENT MOISTURE RETENTION REQUIREMENTS THAN A GROWER IN SOUTHERN ARIZONA CULTIVATING PLANTS IN A CAREFULLY CONTROLLED GREENHOUSE.



PHAL TEXAS FANCY



THE GROWER WILL
NEED TO LEARN HOW
TO WATER HIS COLL-
ECTION AGAIN.



THE FLORIDA HOBBYIST CHOOSES A MATERIAL THAT DRAINS RAPIDLY AND HOLD LITTLE RESIDUAL MOISTURE. HE MAY DECIDE TO USE A ROCK-BASED MEDIUM LIKE ALIFLOR, OR STRAIGHT LAVA ROCK. THIS DECISION LIKELY LEADS TO SUCCESS IN A WARM MOISTURE-RICH ENVIRONMENT, BUT IN THE HOT ARID ENVIRONMENT OF THE DESERT SOUTH-WEST, A ROCK-BASED MIX MAY LEAD TO DISASTER. THE FLORIDA GROWER WANTS HIS MIX TO SHED EXCESS WATER AS QUICKLY AS POSSIBLE, WHILE THE ARIZONA GROWER WANTS A MIX THAT HOLDS WATER WELL AND DOES NOT DRY OUT OVER-NIGHT.

THE GROWER WILL NEED TO LEARN HOW TO WATER HIS COLLECTION AGAIN AFTER CHANGING TO A NEW POTTING MIX. THIS RELEARNING PERIOD IS AN ESSENTIAL ASPECT OF THE OVERALL EVALUATION, AND A GREAT DEAL OF KNOWLEDGE CAN BE GARNERED IF THE EVALUATION IS CARRIED OUT SYSTEM-ATTICALLY AND PROPERLY.

LEARNING TO WATER IN A NEW POTTING MEDIUM CAN BE CHALLENGING. I DESCRIBE HERE THE PROCESS I USE, AND HOPE OTHERS WILL FIND IT HELPFUL. FIRST, GROUP ALL THE PLANTS IN THE NEW MIX TOGETHER IN THE GROWING SPACE; THIS MAKES IT MUCH EASIER TO KEEP AN EYE ON THEM AND NOTICE POSSIBLE PROBLEMS. REMEMBER THAT YOUR MAIN GOAL WITH THIS GROUP OF PLANTS IS TO ASCERTAIN HOW THEY ARE REACTING TO A NEW POTTING MIX AND FOR YOU TO LEARN HOW TO MANAGE THEM CORRECTLY. NEXT, INTERSPERSE SEVERAL POTS OF VARYING SIZES FULL OF THE NEW MIX BUT WITHOUT PLANTS AMONG THE NEWLY POTTED PLANTS. WATER THE POTS OF MIX JUST LIKE ANY.

PLANT. EVERY DAY OR TWO, EMPTY THE POT OF MIX OUT INTO YOUR HAND OR ONTO A NEWSPAPER BEING SURE TO EXPOSE THE CENTRAL PART OF THE POT. CHECK THE MOISTURE LEVEL IN THE MIX, REPLACE THE MIX AND PLACE THE POT BACK ON THE BENCH. REPEAT THIS PROCESS DAILY FOR THE FIRST MONTH OR SO. ALTHOUGH THE PLANT WITH A LIVING ROOT SYSTEM WILL DRAW WATER FROM THE MIX AT A SOME-WHAT FASTER RATE, THIS STEP WILL GIVE YOU A GOOD IDEA OF EVAPORATION RATES WITHOUT DISTURBING THE NEWLY POTTED SPECIMEN. AS TIME GOES ON, YOU WON'T NEED TO CHECK THE POTS AS OFTEN, BUT CONTINUE CHECKING ABOUT TWICE A WEEK FOR THE FIRST YEAR TO ENSURE THE EVAPORATION RATE IS CONSISTENT OVER TIME AND THAT THE MIX IS NOT BREAKING DOWN PREMATURELY.

HASTE MAKES WASTE

ORCHIDS ARE PERENNIAL HERBACEOUS PLANTS THAT TEND TO BE VERY LONG-LIVED. THEY GROW SLOWLY, OFTEN TAKING A FULL YEAR TO COMPLETE THE GROWTH CYCLE, BEGINNING WITH THE INITIATION OF THE NEW FOLIAR GROWTH AND ENDING WITH THE FINAL MATURATION OF THE GROWTH AND REST PERIOD, IF ANY. SO, WITHHOLD JUDGMENTS ABOUT THE NEW POTTING MIX UNTIL THE PLANT HAS COMPLETED TWO FULL GROWTH CYCLES; ONLY THEN CAN YOU TRULY DETERMINE THE ULTIMATE SUITABILITY OF THE MIX.

AS STATED ABOVE, MOST ORCHIDS WILL RESPOND POSITIVELY TO FRESH MIX, ESPECIALLY AT FIRST. THIS INITIAL RESPONSE SHOULD NOT BE VIEWED AS LONG-TERM ACCEPTANCE ON THE PART OF THE PLANT. IF THE PLANTS ARE REPOTTED DURING ACTIVE GROWTH, LITTLE WILL HALT THEIR ROOT PENETRATION OTHER THAN ABSOLUTELY HOSTILE CONDITIONS IN THE MIX OR MECHANICAL DAMAGE.

(CONT'D NEXT ISSUE)